


Welcome to the **Juneau Community Garden Spring Membership Meeting**



April 29, 2026

Agenda

- 1. Introduction – John Thedinga**
- 2. 2026 Board members – John Thedinga**
- 3. Events and Dates to remember – John Thedinga**
- 4. 2026 budget – Alan Davis**
- 5. Orientation – Pat Harris**
- 6. Conference news – Pat Harris**
- 7. Service hour opportunities – John Thedinga**
- 8. Service hour Reporting – Jeri Cary**
- 9. Social Media and notices – Pat McLearn**
- 10. Charity plots & Compost updates – Joel Bos**
- 11. Harvest Fair: Donating produce & Entering exhibits – John T.**
- 12. Questions & Comments – John Thedinga**









JCG Board of Trustees 2026

- John Thedinga President
- Delores O'Mara Vice President
- Alan Davis Treasurer
- Pat McLear Secretary
- Cynthia Krehbiel Events Coordinator
- Jeri Cary Service Hour Coordinator
- Barbara Murray Project Manager
- Joel Bos Charity Plot & Compost Coord.
- Pat Harris Master Gardener Rep.
- Darren Snyder Cooperative Ext. Serv. Rep.

Events

- *April/May* – Orientations: May 16 &
- 17
- *May* – Work party: TBD
 - Plant sale: 9th 9:00
 - Bird banding: 9th
- *June* – Rhubarb Fest & Work Party: 20th

Events

- ***July – Work party: TBD***
- ***August – Work party: TBD***
- ***– Harvest Fair: TBD***
- ***Sept. – Fall Membership Meeting: TBD***



2025 5:09 PM

2026 Budget

Alan Davis

Budget 2026

Income

	<u>Approved 2025</u>	<u>Actual 2025</u>	<u>Estimated 2026</u>
Plot Fees	5,500	8,312	7,500
Plant Sale	2,000	1,789	1,800
Harvest Fair	1,000	4,330	4,000
Interest	1,000	761	750
	\$12,500	\$15,192	\$14,050

Expenses

	<u>Approved 2025</u>	<u>Actual 2025</u>	<u>Estimated 2026</u>
Administration	2,400	1,476	1,500
AEL&P	400	372	400
Portable toilet	2,100	1,655	2,000
Dumpster	1,600	1,041	1,500
Insurance	1,000	1,106	1,200
Compost project	500	0	500
Water system	1,000	227	1,000
Charity plots	750	8,374	500
Maintenance	2,400	2,791	2,400
	<u>\$10,750</u>	<u>\$17,029</u>	<u>\$11,000</u>

Balance: (12/31/2025)

Money market	\$1,936
Checking	\$3,636
CDs	\$33,000
<hr/>	
Total	\$38,572
End of 2024	\$39,469

Orientation

Pat Harris

Garden Orientation 2026

Required for new members & new partners

Current members – a great refresher

Receive ½ hour service credit per plot

Group sessions at the garden: **TBD**

If you can't attend a group orientation, email the Board:
communitygarden998@gmail.com

Orientation topics

- Opening locks for the gate, tool sheds and dumpster
- Improving your soil and gardening tips
- Protecting from pests (porcupines, voles, slugs) and thefts (humans)
- Amendment piles
- Using the water system
- Vegetables that do well in SE Alaska
- Disposing of weeds
- Dog etiquette
- Service hours: Finding projects & reporting work
- Using garden tools & machines
- How to sign up for gate duty and seed tape work

Garden Conference news

Pat Harris


Alaska Master Gardener Conference in Juneau, May 1-2, 2026

Alaska Master Gardener



KEYNOTE SPEAKER- Joe Lamp'1

Joe Lamp'1 is the "Joe" behind the popular gardening website joegardener.com; a podcast, The JoeGardener Show; and The Online Gardening Academy. He's also the creator of the Emmy Award-winning National Public Television series, "Growing a Greener World."



The 2026 Alaska State Master Gardener Conference will feature Alaska experts covering topics from peonies to figs, native plants to poppies, plus internationally renowned gardening expert Joe Lamp'1, aka "Joe the Gardener." Cost \$100 plus \$25 for lunch on Saturday. Join us for an evening pizza meet and greet at the Juneau Community Garden.



Friday

Harbor Mountain Brewing, 165 Shattuck Way

- 6 p.m.: Registration
- 7 p.m.: Joe Lamp'1 - TV highlights from "Growing a Greener World"

Registration



bit.ly/2026MGconference



Saturday

Chapel by the Lake, 11024 Auke Lake Way

- 8 a.m.: Registration
 - 9:30-10:45 a.m.: Joe Lamp'1 on Ecological Gardening
 - 11 a.m.-5:45 p.m.: Speaker presentations.
- See full schedule at <https://www.uaf.edu/ces/garden/mastergardeners/>
- 4-5:30 p.m.: Community garden demonstration with Joe Lamp'1 at Juneau Community Garden: 5669 Montana Creek Road.
 - 6-7 p.m.: Meet-and-greet with Joe Lamp'1 at Community Garden

For more information, contact Darren Snyder at darren.snyder@alaska.edu
or Jacqueline Fowler at wildirisorganic@gmail.com

Accommodation requests related to a disability should be made five business days in advance to Alda Norris at amnorris2@alaska.edu or 907-474-7120. Language access services, such as interpretation or translation of vital information, will be provided free of charge to individuals with limited English proficiency upon request to amnorris2@alaska.edu. The University of Alaska (<http://www.alaska.edu/alaska>) is an equal opportunity/equal access employer and educational institution. The university is committed to a policy of nondiscrimination (<http://www.alaska.edu/nondiscrimination>) against individuals on the basis of any legally protected status. This work is supported by the U.S. Department of Agriculture's National Institute of Food and Agriculture.

Service Hour Opportunities

- **Charity plots (Joel Bos)**
- **Special events (Plant sale, Harvest Fair...)**
- **Mowing & Weed Whacking**
- **Rhubarb Mound – Weeding**
- **Trimming along electric fence**
- **Gate duty**
- **Repairs & maintenance**
- **Work Parties ~ Monthly**
- **If you think of something...**

Online Service Hour Reporting

Jeri Cary

SERVICE HOUR REPORTING

01 USE ONE NAME PER PLOT

- USE THE PRIMARY NAME ON YOUR PLOT ASSIGNMENT
- USE ONE VERSION, FIRST/LAST - THE SAME EVERY TIME YOU REPORT SERVICE

02 USE ONE PLOT # PER PERSON

- IF YOU HAVE MULTIPLE PLOTS, LIST ALL HOURS UNDER ONE PLOT NUMBER
- MEMBERSHIP COORDINATOR ONLY NEEDS TO KNOW YOUR TOTAL HOURS WORKED

03 REPORT CHARITY PLOT WORK

- ALWAYS LIST HOURS UNDER YOUR PLOT NUMBER, NOT THE CHARITY PLOT
- USE THE DESCRIPTION FIELD TO NOTE THE PLOT YOU WORKED ON

04 SAVE YOUR EMAIL RECEIPTS

- NO RECEIPT MAY MEAN NO HOURS REPORTED
- REPLACES OLD PAPER COPIES IN CASE OF MISTAKES/DISPUTES

05 ALTERNATIVE REPORTING

- IF YOU CANNOT REPORT SERVICE HOURS ONLINE, CONTACT A BOARD MEMBER

THANK YOU!

Waiver of Service Hours

Waivers for one season:

- Major surgery, major illness or injury
- Multi-month family emergency
- Good for one plot only (even if renting more than 1 plot)

How to apply for a waiver:

- Send email to John Thedinga: communitygarden998@gmail.com and briefly explain the circumstances.
- The board will consider the request.
- The member will be notified of the decision.

Social Media and Notices

Pat McLear

Juneau Community Garden

Home

Apply For A Plot▼

Service Hours▼

Resources▼

About Us▼

Contact Us

Harvest Festival



The garden sleeps. But catalogs should be arriving soon. Time to dream.

See the results of the 2025 Harvest Fair judging.

Did you miss the spring meeting. Check out the PowerPoint here https://drive.google.com/file/d/13lwYvn-JyvDu_0efBEcr3e3g7sgNiYCG/view?usp=drive_link

Facebook Page
Juneau Community
Garden Collaboration

Little Library



**Notices
Here**

Posting Notices

Charity Plots Update

Joel Bos



Charity Plots



Thank You!

Big thank you to everyone who helped with the 4 charity plots that were built last year. We are going to build one more! Look for emails from the garden with times to help out, or come to the work parties! Dates TBD?



Charity Plots succeed because of your help!



1. Come to the work parties.
2. Carefully weed whack around charity plots
3. Water carrots when they are getting started
4. Weed carrot beds
5. Assist with harvesting morning of Harvest Fair
6. Assist with remaining harvest and wash & distribute produce to the community
7. Check whiteboard for watering and other tasks

Compost Project Update



Compost Pile Etiquette and rules

1. Take compost from left side of compost structure. As the left side empties we will shovel the pile to the left.

2. If you want to sift the wood chips from your compost, please do so on the right side of the structure. Do not sift on top or in front of the leftmost pile--that leaves extra wood chips without brewery grain for others. Please bring your buckets to the sifter and put a wheelbarrow underneath it. Then put your leftover chips on the adjacent wood chip pile on the tarp so they can be reinserted into the system.



Compost Pile Etiquette and rules

3. Please keep compost within the structure. If too much spills onto the rocks it creates mud and we are unable to drive up to it.

4. The amount each plot is allowed will be updated throughout the season. The amount is cumulative. Currently we are at 0 buckets. Buckets will likely be available in late summer and fall.



Where to sift and place extra wood chips



How can I help and earn service hours

1. Turn the piles!
2. Water the piles
3. Bring seaweed
4. Clean out the drainage ditch



This pile is cooking!



The piles need lots of water to keep the microbes happy and doing their job. It takes about 15 minutes to water each pile.

There will be a longer hose placed on the spigot between B15 and C15 that reaches across the road to the compost structure

Frequently asked questions

Can I add my food scraps, animal manure, garden wastes, etc. to the pile?

No, but thanks for the offer

Rodents

E. coli

Clubroot

Please feel free to collect rock free seaweed and add it to the pile on the far right within the roofed area and earn service hours.



Thanks to everyone who has helped make this possible!

Especially Devil's Club Brewery



How do I get involved with the compost committee and/or work on the charity plots to earn your service hours?

Look for emails from the community garden signed by me and respond directly to those emails with questions or offers to help!
Come to the work parties!

Stale Seedbed Technique



Steps

1. Prep your bed 100%
2. Promote weed growth
3. Time your burn to be during the cotyledon stage
4. Plant right after burning

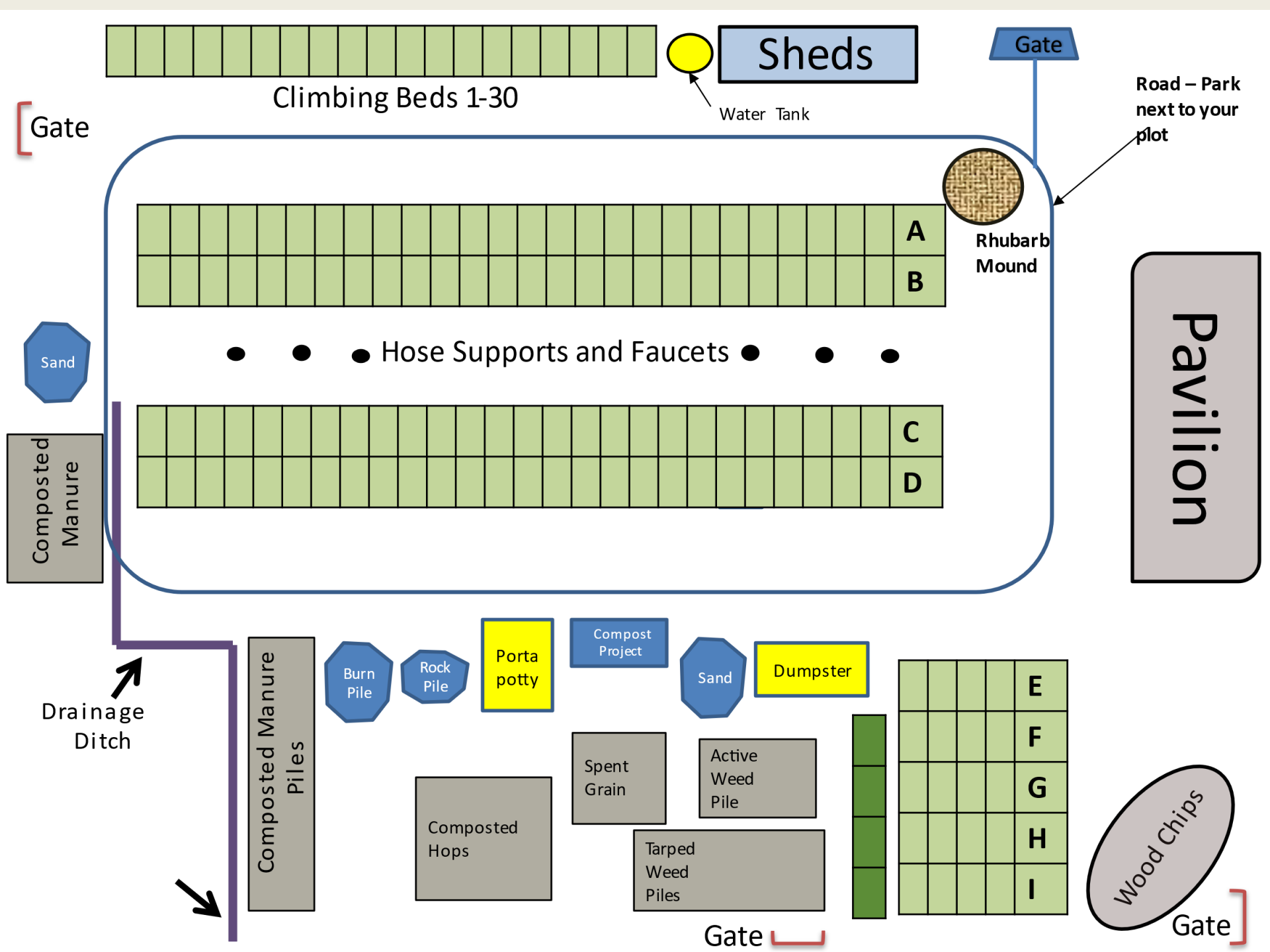
For more info:

“The Market Gardener”

By J.M. Fortier



[This Photo](#) by Unknown Author is licensed under CC BY







Harvest Fair: Donating produce & Exhibits



FARMERS' MARKET

FARMERS' MARKET

carrots 14	lettuce	onion 200
potatoes 4	kale	rhubarb 2
peas 3	chard 3	beet 2
beans 3	cabbage	peas 2
celery 3	zucchini	corn 8
garlic	peas	
	herbs	



Happy Gardening!



Questions & Comments

Spring Planting at the Juneau Community Garden

→ Plant early, as soon as the soil can be worked:

Peas

→ Plant three weeks before last frost:

Potatoes

→ Plant two weeks before last frost:

Carrots, Beets, Lettuce, Radishes, Onions

→ Plant Seeds Outdoors

Beets, Chard, Beans, Bok choy, Parsnips

→ Transplant after last frost (if before, protect with plastic or cloches)

Zucchini, Celery

*All items can be seeded by May 15.
Last frost at garden: May 30.*